

# Quilter's By Heart's Desire

October2022

## 2022 Officers

President	Cindy Pannier
Vice President /Program	Medina Richards
Secretary	Linda Jabour
Treasurer	Karen Petrignani
Historian	Doris Matthews
Newsletter Editor	Lucy Large
Web Editor	Tricia Nelson

Greetings Quilters,

We've had such a good time this year trading 5" squares. We now have a collection of every color of the rainbow...maybe more. Our program this month will be group participation. Please bring any quilts you have made, finished or not that include 5" squares to share with our guild. If you don't have a quilt, make a block using the ubiquitous squares. We can't have too many ideas that help turn them into quilts. So that we will all have access to the patterns, we will include the source in the newsletter. Be prepared to give that information to Linda at the meeting. I'll have index cards for you to use if needed.

Our Pizza Box Challenge Marathon is almost finished. Keep up the good work and finish that block. It won't be long before you get to see the wonderful treat hiding in that green box.

This is our birthday month, in celebration we will have cupcakes and individual containers of ice cream...so skip dessert with dinner.

Quilt on,

Cindy

## QBHD MEETING

October 17, 2022

At 7:00 p.m.

Program

Membership Participation

Bring a 12 1/2" block made from fabrics that have been shared at the meeting.

If you did not participate in the exchange, perhaps you own a different 5" project (Charm Square). An example might be a table runner, bag, placemat, garment or in addition to a quilt using these "charms".



## **QUILTERS BY HEARTS DESIRE September 19, 2022 Minutes**

President, Cindy Pannier, called the August meeting to order on Monday, September 19, 2022 at St. Marks Methodist Church. She welcomed our members.

Cindy requested a motion to approve the August minutes as published in the newsletter. The motion was made by Ellie Mills and approved.

Treasurer, Karen Petrigani, reported that our current balance is \$1,940.01. There was a late auction donation.

### **ANNOUNCEMENTS & CALENDAR OF EVENTS**

#### **MQA's Fall Gathering: October 14-15 in Columbus, MS at Fairview Baptist Church**

Common Thread Blitz was sent reminding members that the deadline to make hotel reservations and receive the MQA discount is September 21.

Possum Town Quilters is the host guild.

The last issues of the September newsletter were mailed on September 21<sup>st</sup>. The emailed copies have been sent.

#### **QBHD Birthday Celebration and Meeting, October 17<sup>th</sup>.**

**November 21<sup>st</sup> Meeting is final meeting of the year with covered dish meal, Pizza Box Quilt Challenge conclusion and Heart Exchange.**

### **NEW SLATE OF OFFICERS: Cindy Pannier**

Specially called executive meeting was called in August to identify candidates to fill the elected officer positions. She made each of the invitation calls, and to a person, they all agreed to serve. This is another example of the wonderful and caring quilters we have in this guild. Here is our slate of officers for membership approval:

President: Patricia Welsch

Vice-President: Pam Beard

Treasurer: Karen Petrigani

Secretary: Pamela Avara

The motion made by Marie Yonko was approved by acclamation.

Patricia was given the floor to make some comments. As Cindy has stated throughout this year, this group is easy to work with and very low maintenance. Members step forward when needed. Last year, Cindy asked members to give the board program suggested program topics for this year. Patricia would welcome program ideas. Since many of you enjoy YouTube demos and programs, please help by sharing those techniques. Thank you for this honor of serving you this coming year.

### **COLOR TOPIC OBSERVATION: Personal Favorite Colors by Cindy Pannier**

As Billie has stated at the conclusion of each color presentation, ignore the rules and go with your favorite colors. Cindy chose to inventory the colors used to decorate her home. Her colors are yellow, blue and green---straight off the color wheel!

### **COLOR TOPIC: Transparency by Billie Harrell**

**Transparency** is guaranteed to create an optical illusion. This technique blends two fabric colors by over-lapping to create another color effect which is a mixture of two. Using simple nine patch blocks for examples, she started with two colors that were tied together by a center unit print other than the background color. The center block print or batik pulled the units together. The group agreed that some of the center unit fabrics worked better than others. Batiks are a good source to blend different colors. You can work with different color values and designs. A vast variety of fabrics we work with could become a candidate of this technique.



**OCTOBER MEETING PROJECT:** Recycle some of your 5" blocks by making a 12 ½ block in pattern of your choice.

**REPEAT QUILTER'S TIP**

For 5" blocks or the Pizza Box block, be sure to cut off selvage from material.

**NOVEMBER MEETING--PIZZA BLOCK EXCHANGE CONCLUSION: Cindy Pannier**

Plan to make time to sign your blocks using Marilyn's verified pen, Pentel Gel roller pen for fabric. It doesn't wash out. This step will let the box owner connect the blocks with the makers.

There was discussion about the block signing exercise. Some members did not want the signatures on their blocks as they were planning to gift or sell quilt to someone and didn't want them included.

**SEPTEMBER PROGRAM: Machine Quilting using your walking foot by Ann Tullos.**

Ann opened with a short lesson on the history of quilting that goes back almost to the beginning of time. Some needles were found to be 30,000 years old. Needles with eyes dated back 17,000 years. 300 BC, steel was created in India and traveled to China. The Han Chinese Dynasty had steel needles.

The invention of the spinning wheel had significant impact. Buttons were created in the Middle East.

Treadle sewing machine was invented by Isaac Singer in 1850. Women formed Sewing Societies and the rest is history! Her life changing experience happened when she moved to their current home and she lost 440 feet of space in her new sewing room. She had to be creative as she cleaned up and out.

**Walking Foot Quilting Tips**

Press seams open.

She uses low loft batting. Her favorite is no baste Birdie Bird batting. She also uses 80/20 batting.

If basting is necessary, i.e., a large quilt, she recommends Michael's tatting thread because it's rough and doesn't stick.

Machine should be clean, oiled and have a new needle. Fill bobbins first before starting project.

Make a sample sandwich to check thread, pressure of machine foot and actual walking stitch.

Make sure the quilt is supported using tables or the ironing board so the weight doesn't pull on machine.

Bernina has specialized feet.

Marking a pattern: she uses chalk marker, Hara marker or painter's tape. For large quilts, she plans simple designs. She uses grid paper to create and test design that she keeps in her book.


She recommends Jacquie Gering's book "Master Machine Quilting with Your Walking Foot" which includes reverse quilting.

Thread weight: Bobbin is lighter and top thread is heavier.

Her examples were displayed with more of her tips and lessons learned. Cindy Pannier shared her quilt following the 2" grid pattern.



Quilts made by Cindy Pannier using her walking foot on her domestic ma-



## SHOW, TELL & SHARE

### Marilyn Rose

Continues to enjoy using her specialty foot to make colorful circular designs. Circles on dictionary.

Summer Moon, a Pat Sloan quilt along.

Participating in MQA Finish Along program with a Stack-N-Whack

At a Jackson Quilters Freebie Table, she picked up a rose pattern cross stitch quilt kit. She finished a beautiful project.



### Shelley Taylor

Finished her Covid project entitled "A House is Built" by Wisdom House by Jan Paddick

"Effie's Woods" fabric became "Effie's quilt--a must do project even though there were 600 pieces—amazing!"




### Jackie Watkins

She displayed Southern Fiber Artists project using felted wool made by Marilyn.

SFA challenge using purple and a field.

The Hyde Park fabric by Moda found in Paducah was transformed into her beautiful quilt. She really loved this fabric.



**Ellie Mills**

Traveled to Sue Spargo's Studio in Uniontown, Ohio where she saw beautiful hand dyed wool products. A special experience.

**Pamela Avara:**

Displayed her Atomic Star Burst quilt. The stars were all paper-pieced.




**OCTOBER 17<sup>TH</sup> MEETING REMINDER:**

Birthday Party Celebration  
Bring independent 12 ½ block for charity quilt.

**MEETING ADJOURNED:** Cindy Pannier thanked Ann Tullos for her educational program.

Linda Jabour  
QBHD Secretary



# Heart Exchange Instruction pattern

